

NAKE SPORTS TURF MACHINERY



NAKI LAWN MACHINERY



LYNXKING



Shouguang Nake Garden Machinery Co., Ltd.

[HTTP://WWW.SDNAQI.COM](http://www.sdnaqi.com)

About Us



Founded in 2006, NAKE Sports Lawn Machinery Co., Ltd. has become a leading manufacturer of turf maintenance equipment in China.

Over the years, we have closely followed the opinions of lawn professionals and designed and manufactured products based on the actual needs of lawn maintenance, helping to complete tasks more efficiently in top dressing, sowing, spraying, debris blowing, application, and refurbishment. With years of on-site experience, we know how to make your business more productive and profitable.



Our products have been serving golf courses in multiple countries including China, South Korea, Thailand, Malaysia, Vietnam, Saudi Arabia, Italy, India, Indonesia, and have received good feedback from customers. We work with you to provide the equipment and services you need for success.

We can provide customized OEM production of products based on the drawings provided by customers, or we can provide specialized design and production services for the products you need according to customer requirements.



nakigolf1@gmail.com



Naki Turf Tech



13466625031



mhgolfcar@163.com



[nakigolf](https://www.nakigolf.com)



13370157838





Shouguang Nake Garden Machinery Co., Ltd

BEIJING KARTALIEP GOLF EQUIPMENT CO.LTD

**Shouguang Maisheng Lawn Maintenance
Management Co., Ltd.**

Qingzhou Shengqinghe Garden Machinery Factory.

WWW.SDNAKI.COM



LYNKING TURF

SPECIAL EQUIPMENT FOR GOLF COURSE GREEN



Model	Drive	Hopper capacity	Work width	How to operate.	Drive wheel type	Variable speed gears	Weight	Model
KM-400B	Honda 9.0HP GX270SL	0.41m³	950mm	Mounted driving style	reak - open rubber covering roller	Mechanical variable speed 0--15KM/H	2150mm*1150mm*1350	460Kg
KM-400Y	Honda 9.0HP GX270SL	0.41m³	950mm	Mounted driving style	reak - open rubber covering roller	HST continuously variable transmission 0--15KM/H 。	2150mm*1150mm*1350	460Kg



SPECIAL EQUIPMENT FOR GOLF COURSE GREEN



Model	Drive	Hopper capacity	Work width	How to operate.	Drive wheel type	Variable speed gears	Weight
KM-4B	Honda 9.0HP GX270SL	0.41m³	950mm	Walk-on type.	reak - open rubber covering roller	Forward three and back one gear	396Kg
KM-400	Honda 9.0HP GX270SL	0.41m³	950mm	Riding style.	reak - open rubber covering roller	Forward three and back one gear	430Kg



LYNKING TURF

SPECIAL EQUIPMENT FOR GOLF COURSE GREEN



Model	Drive	Hopper capacity	Work width	Spread Depth	Matching traction	work efficiency	Weight	The way to control.
KG-300	Loncin 6.5 / HONDA5.5 HP gasoline engine	120L	3-5m	0-5mm	Golf car or Sand raking machine	3000-5000 m ² /h	43Kg	Manual operation.
KG-300G	Loncin 6.5 / HONDA5.5 HP gasoline engine	120L	3-5m	0-5mm	Golf car or Sand raking machine	3000-5000 m ² /h	56Kg	Remote control operation.

SPECIAL EQUIPMENT FOR GOLF COURSE GREEN



Model	Drive	Cylinder form	Weight	With water weight	Working width	Variable speed form	Size(mm)
KTG-100	Honda 9HP gasoline engine	Broken open differential roller	360kg	540kg	910mm	Forward three, back one	(Length x width x height) 2150x1200x1200

SPECIAL EQUIPMENT FOR GOLF COURSE GREEN



Model	Drive	Variable speed gears	With water weight	Working width	Walking speed	Size (mm)
KTG-910	Loncin420 Electric starting engine	HST continuously variable transmission	320kg	910mm	0-20km//H	1400x1550x1350 (Drawbar1300)



LYMCKING TURF

SPECIAL EQUIPMENT FOR GOLF COURSE GREEN



Model	Drive	The way to drive.	Weight	With water weight	Working width	Ability to work.	Size(mm)
KTG-2000	RATO R670D gasoline engine.	HST hydraulic transmission walking.	540kg	650kg	1830mm	115a/h (at a travel speed of 8km/h, power of 0.8)	(L x W x H) 2150x1200x1200



LYNKING TURF

SPECIAL EQUIPMENT FOR GOLF COURSE GREEN



Model	Spray arm form	The number of nozzles.	Work width	Type of nozzle.	Spray gun	Tire	optional
KD11-B	Horizontally fixed type.	6	2600mm	Single spray, triple spray.	America TEEJET all-metal spray gun	12-inch air-free solid tires.	Pressure indicator, walking speed meter
KD11-C	Folding type.	8	3200mm	Single spray, triple spray.	America TEEJET all-metal spray gun	12-inch air-free solid tires.	Pressure indicator, walking speed meter



LYMKONG TURF

SPECIAL EQUIPMENT FOR GOLF COURSE GREEN



Model	Drive	Cutting depth.	Work width	The blade number	Tire(front)	Tire(behind)	Drive way
KS510	Honda GX160	0~35mm	510mm	11~29 Slice	2.50-4	4.10x3.50-5	850x700x600
KS510-S	Loncin LC212	0~35mm	510mm	11~29 Slice	2.50-4	4.10x3.50-5	850x700x600
KGS800	Honda 9HP gasoline engine	0~35mm	510mm	17~31 Slice	Smooth grass roller	13x5.00-6	Self-propelled differential transmission (2+N+R)



LYNKING TURF

SPECIAL EQUIPMENT FOR GOLF COURSE GREEN





LYNKING TURF

SPECIAL EQUIPMENT FOR GOLF COURSE GREEN



Model	Fan motor	Ram diameter	Rated air volume	Swing angle	Control system	Effective ventilation area
KGF-90F	YDS2100B3-4P-4.0KW	900 mm	73000~ 78000m³/h	0~175°	Vector converters.	2900 m² +
KGF-150F	YDS2100B3-6P-7.5KW	1500 mm	76000~ 82000m³/h	0~175°	Vector converters.	3500 m² +

SPECIAL EQUIPMENT FOR GOLF COURSE GREEN



Model	Generator	Fan motor	Ram diameter	Rated air volume	Effective ventilation area	Control system	Swing angle	optional devices
KGF380L-90T	LONCIN LC10000 10KW	YDS2100B 3-4P-4.0KW	900 mm	73000~78000m ³ /h	2900m ² +	Vector converters.	0~175 °	Stainless steel atomized water ring

THE LAWN OF THE STADIUM REMOTELY CONTROLS THE VENTILATOR.



Model	Fan power	The range of angle of angle of the fan.	Effective range.	Horizontal corner.	Fan diameter.	Control system	The way to control.	Size of the exterior.
NSYC800-18	18.5KW (Frequency conversion.)	-5-60° (electric control)	42m	One side 140° (electric control)	850mm	Vector converters.	Smart remote control.	2950*1760*1800mm

LAWN SPRAY EQUIPMENT.



KP-500



KS-500



KDS-225



KS-1000D



KS-1000



KS-1500



LAWN SPRAY EQUIPMENT.

Model	Engine	tank material.	Capacity.	Control system	pump type	Work width	Spray gun	Tyre	Optional.
KP-500	Loncin LC212	High strength plastic.	500L	Mechanical control.	UDOR ZETA70	4900mm	Garden spray gun.	18x8.50-8	
KP-500-A	PTO.	High strength plastic.	500L	Mechanical control.	YH-60 ceramic plunger pump.	4900mm	Garden spray gun.	18x8.50-8	
KS-500	Loncin LC212	Stainless steel.	500L	Mechanical control.	YH-60 ceramic plunger pump.	4900mm	Garden spray gun.	18x8.50-8	
KS-500-P	PTO.	Stainless steel.	500L	Mechanical control.	YH-60 ceramic plunger pump.	4900mm	Garden spray gun.	18x8.50-8	
KDS225	Honda GX270	Glass fiber glass.	800L	Mechanical control.	MB3130	5600mm	TeeJet AAB43LC-1/2-AL	24x12-12	
KDS225D	Honda GX270	Glass fiber glass.	800L	Electronic control.	UDOR ZETA70	5600mm	TeeJet AAB43LC-1/2-AL	24x12-12	foam scribe
KS-1000	Honda GX270	Stainless steel.	1000L	Mechanical control.	MB3130	5600mm	TeeJet AAB43LC-1/2-AL	24x12-12	
KS-1000D	Honda GX270	Stainless steel.	1000L	Electronic control.	UDOR ZETA70	5600mm	TeeJet AAB43LC-1/2-AL	24x12-12	foam scribe
KS-1500D	Honda GX270	Stainless steel.	1500L	Electronic control.	MB3130	5600mm	TeeJet AAB43LC-1/2-AL	31x15.5-15	foam scribe
KS-1500DC	Honda GX270	Stainless steel.	1500L	Electronic control.	UDOR ZETA140	5600mm	TeeJet AAB43LC-1/2-AL	31x15.5-15	foam scribe



LYMKING TURF

LAWN SPRAY EQUIPMENT.



KDS500-4WD



KDS500-2WD



KNS500-4WD



KNS500-2WD



KT5800-2WD



KT5800-2WD



LYNKING TURF

LAWN SPRAY EQUIPMENT.

Model	Engine	Gear shift.	Walking speed.	Control system	pump type	Work width	Spray gun	Tyre		Driving	Capacity.
KDS500-4WD	Perkins 403EA-11	3+N+R	0~13km/H	Electronic control.	UDOR ZETA120	4900mm	TeeJet AAB43LC-1/2-AL	Front	20x10-10	4WD	500L
								Rear	24x12-12		
KDS500-2WD	Perkins 403EA-11	3+N+R	0~15km/H	Electronic control.	UDOR ZETA70	4900mm	TeeJet AAB43LC-1/2-AL	Front	20x10-10	2WD	500L
								Rear	24x12-12		
KNS500-4WD	Loncin 2V80	3+N+R	0~13km/H	Electronic control.	MB3130	4900mm	TeeJet AAB43LC-1/2-AL	Front	20x10-10	4WD	500L
								Rear	24x12-12		
KNS500-2WD	Loncin 2V80	3+N+R	0~15km/H	Electronic control.	UDOR ZETA70	4900mm	TeeJet AAB43LC-1/2-AL	Front	20x10-10	2WD	500L
								Rear	24x12-12		
KT5800-2WD	Loncin 2V80	3+N+R	0~15km/H	Electronic control.	MB3130	5600mm	TeeJet AAB43LC-1/2-AL	Front	20x10-10	2WD	1000L
								Rear	24x12-12		



LAWN SAND SPRINKLER EQUIPMENT.



KPH-1500

Model	raction equipment	Matching hydraulic	andbox capacity.	Dispersal mode	Tires	Work width
KPH-1500	ractor with more than 30 HP	Hydraulic pump flow rate not less than 5.0 liters/minute	1.87-2.65m ³	Rolling brush spreading.	24X12-12	6~8m

LAWN SAND SPRINKLER EQUIPMENT.



NPT-1500



KPT-1500



KPT-2000

Model	Traction equipment	Matching hydraulic	Sandbox capacity.	Dispersal mode	Tires.	Work width
NPT-1500	Tractor with more than 30 horsepower	Hydraulic pump flow rate not less than 5.0 liters/minute	1.23-1.65m³	Rolling brush spreading.	18X8.50-8	1500mm
KPT-1500	Tractor with more than 30 horsepower	Hydraulic pump flow rate not less than 5.0 liters/minute	1.23-1.65m³	Rolling brush spreading.	24X12-12	1500mm
KPT-2000	Tractor with more than 40 horsepower	Hydraulic pump flow rate not less than 8.0 liters/minute	3.2m³	Rolling brush spreading.	24X12-12	1560mm



LYNKING TURF

LAWN SAND SPRINKLER EQUIPMENT.



Model	Traction equipment	Matching hydraulic	Sandbox capacity.	Dispersal mode	Tires.	Work width
NPT-1500	Tractor with more than 30 horsepower	Hydraulic pump flow rate not less than 5.0 liters/minute	1.23-1.65m ³	Rolling brush spreading.	18X8.50-8	1500mm
KPT-1500	Tractor with more than 30 horsepower	Hydraulic pump flow rate not less than 5.0 liters/minute	1.23-1.65m ³	Rolling brush spreading.	24X12-12	1500mm
KPT-2000	Tractor with more than 40 horsepower	Hydraulic pump flow rate not less than 8.0 liters/minute	3.2m ³	Rolling brush spreading.	24X12-12	1560mm



LYNKING TURF

SPECIAL FERTILIZER SPRINKLER FOR LAWN.



KT-2170



KCJS-25



KTS-700C/D



LYNKING TURF

SPECIAL FERTILIZER SPRINKLER FOR LAWN.



KTS-700C/D



KT-2170



KCJS-25

Model	Hopper capacity	Hopper material	Spreading Width	Dispersal mode	Transmission type .	Control switch.
KT-2170	54L	High intensity PE.	3m	Plastic tray.	Molded plastic.	1500mm
KCJS-25	700L	corrosion of glass steel	6m~15m	Dumpling buckets.	Swing crankshaft	Manual.
KTS-700C/D	700L	corrosion of glass steel	8m~15m	Stainless steel turntable.	Steel right angle gear box	Manual or electric remote control.




LYNKING TURF

SPECIAL FERTILIZER SPRINKLER FOR LAWN.



K2FS-600



料与滤网，防止结块肥料和异物进入堵塞



Model	Hopper capacity	Hopper material	Spreading Width	Dispersal mode	Transmission type .	Control switch.
K2FS-600	600L	High strength plastic	8m~15m	Two stainless steel turntables	Precision joint reduction gearbox	Manual or electric remote control.
K2FS-1200	1200L	High strength plastic	8m~15m	Two stainless steel turntables	Precision joint reduction gearbox	Manual or electric remote control.



LYNXKING TURF

LAWN BLOWING AND CLEANING EQUIPMENT.



KF-300B



KF-300P



Model	Engine	Blades	Blowing direction	Maximum wind speed.	Air outlet material	Steering motor
KF-300B / C	Loncin 25HP LC2V80FD	Aluminum alloy split turbine blades.	Electric remote control 360 ° reverse rotation	58m/s	High strength plastic	350W 12V DC motor
KF-300P / H	Tractor PTO powered.	Aluminum alloy split turbine blades.	Electric remote control 360 ° reverse rotation	58m/s	High strength plastic	350W 12V DC motor

LAWN BLOWING AND CLEANING EQUIPMENT.




Model	Matching power	PTO speed	Blowing direction	Maximum wind speed.	Maximum air volume	How to move.
KFS-800	Tractor with more than 30 horsepower	540r/min	Left and right side adjustable	55m/s	350m ³ /min	Tractor three-point suspension

LAWN BLOWING AND CLEANING EQUIPMENT.



Model	Matching power	Collection box capacity	Lifting journey of straw collection box	Working width.	Unloading mode	Fan form	Tire
KF6000	Loncin 35HP LC2V90FD	3.96m ³	1850mm	1560mm	Hydraulic self unloading	Inhalation turbofan	31x15.5-15

LAWN ROLLING EQUIPMENT.



KT-1800ST



KT-1800S



KT-1800




KT-1800T

Model	Diameter of roller.	Roller form.	Work width	Weight of the whole machine.	Weight allocation
KT-1800ST	600~900mm	All-in-one.	1800mm	260~380Kg	Fill with water or sand.
KT-1800S	600~900mm	All-in-one.	1800mm	220~350Kg	Fill with water or sand.
KT-1800	600~900mm	Broken open differential roller	1800mm	250~370Kg	Fill with water or sand.
KT-1800T	600~900mm	Broken open differential roller	1800mm	270~380Kg	Fill with water or sand.



SALAMANDER 草坪护理机械

草坪滚压设备



KT1800H4S-2L



KT1800H4S-1L

Model	Diameter of roller.	Roller form.	Work width	Weight of the whole machine.	Tire model	notes
KT1800H4S-1L	600~900mm	All-in-one.	1800mm	480~1000Kg	18*8.5-8	Add water or sand
KT1800H4S-2L	600~900mm	Broken open differential roller	1800mm	550~1100Kg	18*8.5-8	Add water or sand



LYMEXING TURF

SPORTS LAWN COMBING AND ROOT CUTTING EQUIPMENT.



Model	Matching power	Drive way	The depth of the comb grass	Working width.	Blade quantity	Weight	Tire
KFW04	Tractors above 35 horsepower	Tractor PTO provides power	0~35mm	1720mm	21~35 slice	240kg	13x5.0-6



SPORTS LAWN COMBING AND ROOT CUTTING EQUIPMENT.

LYMXKING TURF



Model	Matching power	Drive way	The depth of the comb grass	Working width.	Blade quantity	Weight	Depth adjustment
KFM160-A	Tractors above 30 horsepower	Tractor PTO provides power	0~35mm	1600mm	21~35 slice	160kg	Double drum front and rear to adjust depth



LYNXING TURF

SPORTS LAWN PUNCHING EQUIPMENT.



Model	Matching power	Drive way	Maximum cutting depth.	Working width.	Blade quantity	Weight	Cutter section
KT1700	Tractors above 40 horsepower	Tractor three - point suspension traction, ground drive to provide power	80mm	1700mm	31~51 slice	950kg	Independent floating of three groups of knives, good terrain simulation

LAWN CUTTING MACHINE.



KQ-36



KQ-36H

Model	Engine	Clutch form	Weight	Blade type	Cutting angle	Maximum cutting depth
KQ-36	Loncin 212	Tension belt clutch	26KG	One or three tooth type	90° left and right	30mm
KQ-36H	Honda 5.5HP	Tension belt clutch	26KG	One or three tooth type	90° left and right	30mm

LAWN CUTTING MACHINE.



NK-G26LS

Model	Engine	Fuel tank capacity	Weight	Blade Type	How to operate	Maximum cutting depth
NK-G26LS	G26LS two-stroke engine	0.6L	6KG	Ring sawtooth type	Carrying	78mm

SPORTS LAWN PLANTING EQUIPMENT.




Model	Hopper capacity	Outlet	Seeding accuracy	Working width.	Blade quantity	Weight	Tire
K36H13	54L	Stainless steel	0.2g	910mm	31~51 slice	21kg	13x5.00-6lawn tires

SPORTS LAWN PLANTING EQUIPMENT.




Model	Matching power	Sowing depth.	Sowing amount.	Working width.	Efficiency of work.	Weight	Packing size.
TY-1800	Tractors above 40HP	20~80mm	100~512g	1800mm	3000~4000 m ² /h	410kg	1900x1100x950 mm

SPORTS LAWN BRUSH.



KST15



KST210



KST150



KST240

Model	Work width	Product description.
KST210	2100mm	12V electric motor lift, adjustable traction arm, 13x6.50-6 lawn tire.
KST240	2400mm	Folding lawn brush: Palm brush or nylon brush, main steel frame structure, expansion size 650x2620x180.
KST150	1500mm	Assembly of high-density brush, can flip the traction arm, with support wheels.
KGT12/20	900mm	Zinc plating or stainless steel plate processing, free stretching not more than 8%, mesh size 1830x2040mm.
	1830mm	



LYMKING TURF

TRACTION LAWN BRUSH



N15



N18S

Model	Working width	Promotion way	Suspension mode	Traction equipment	Optional accessories	Tyre
N15	1500mm	Electric lift	Three point suspension or hard connection	Tractor or mower	Sledge	15x6.00-6
N18S	1800mm	Hydraulic cylinder folding.	Three point suspension or hard connection	Tractor or mower	/	/

SPORTS LAWN BRUSH.



Model	Hoist cylinder voltage	Promotion way	Roller drive	Working width.	Driving tire	Walking tire	Accessories
KST16	12V	Electric hoist	Tyre drive	1500mm	15x6.0-6 lawn tire	18x8.50-8	Rear strip brush



LYMEXING TURF



SPORTS LAWN BRUSH.



Model	Suspension mode	Folding control	Folded Size (L x W x H)	Unfolded Size (L x W x H)	Maximum working width	Overall weight	Optional accessories
KST560	Tractor three-point suspension	Tractor hydraulic PTO	2000x1420x900	5600x1420x900	5600mm	252KG	Lawn brush, lawn piercing bayonet

SALAMANDER LAWN CARE EQUIPMENT.

Super cat group K10



Model	Drive way	Matching power	Adjust the range.	Work width	Optional accessories.
Super cat group K10A	Tractor three - point suspension traction	Tractors above 20HP	0~150mm	1500mm	Grass rollers, rake teeth, root cutter sets, lawn brushes.
Super cat group K10B	Tractor three - point suspension traction	Tractors above 30HP	0~150mm	2000mm	Grass rollers, rake teeth, root cutter sets, lawn brushes.

牵引式坪床整理机



Model	mode of traction	Matching power	Adjust the range.	Work width	way.	notes	Driveillustrate way
KY17C	Tractor three-point suspension	Tractors with over 30 horsepower	0~60mm	1700mm	Floating type	tunable	Quick disassembly and brush arrangement

草坪整理耙



KTP1800 KTP2500

Model	mode of traction	Matching power	Walking tire	Work width	way. Remark
KTP1800	Tractor three-point suspension	Tractors with over 30 horsepower	15x6.0-6 lawn tire	1800mm	Lawn cleaning rakes can effectively loosen the lawn, clean up dead grass layers, and adjust the angle and depth of the rake teeth as needed.
KTP2500	Tractor three-point suspension	Tractors with over 30 horsepower	15x6.0-6 lawn tire	2500mm	Lawn cleaning rakes can effectively loosen the lawn, clean up dead grass layers, and adjust the angle and depth of the rake teeth as needed.



LYMEXING TURF

Full hydraulic driven sand scraper.



Model	Engine	Driving way	Working width.	Width of sand pushing plate	Tire	Accessory configuration
KTR-8	Loncin 24HP/3600rpm	HST hydraulic transmission walking.	1900mm	1020mm	22x11.00-10 wide sand tyre	Stainless steel front push plate, cultivator hoe, rear crawler
KTR-8W	BRIGGS & STRATTON 18HP	HST hydraulic transmission walking.	1900mm	1020mm	22x11.00-10 wide sand tyre	Stainless steel front push plate, cultivator hoe, rear crawler

LAWN TRAILER SERIES.

Green machine trailer.




KTG-1



KTG-2



KTG-4



KTG-5

Model	Carriage size.	Maximum load	Tyre	Product description.
KTG-1	1300x910	300kg	16x7.50-8 lawn tire	Spring locking pin secure telescopic boom position. Epoxy zinc rich primer at the bottom and car baking paint on the surface
KTG-2	1500x1150	650kg	18 * 8.50-8 lawn tire	
KTG-4		200kg	1 8.50-8 lawn tire	This product is a special trailer for JACOBSEN greeners.
KTG-5		200kg	18 * 8.50-8 lawn tire	This trailer can carry most green lawnmowers. Full floating walking wheel, loading and unloading green lawnmowers are very convenient.

LAWN TRAILER SERIES.

TOR0648 special trailer.



Model	Carrying a fixed method.	Type of ladder.	Surface treatment.	Weight	Walking tire	Packing size
KT648P	3 o'clock lock (with safety lock)	Active lockable climbing ladder.	Bottom epoxy zinc-rich primer, surface car baking paint.	180KG	18x8.50-8	2300x2100x650

LAWN TRAILER SERIES



KTE-T1



KTE-TX



KTU-3500



KTX100



KTE-T8

Model	carriage size.	maximum load	Tyre	Uplift mode	Product description.
KTX100	1400x1000	200kg	18 * 8.50-8	Nothing.	The case is made of aluminum foil, pull-pull movable tailboard, the whole machine is lightweight, only weight 58kg.
KTE-T1 /T2	1500x1150	2T / 3T	24x12.00-12 /31x15.5-15	Hydraulic self-unloading.	Treatment process: bottom epoxy zinc-rich primer, surface car baking paint.
KTE-TX	2050x1280x400 (customizable)	2T	24x12.00-12	Hydraulic self-unloading.	Treatment process: bottom epoxy zinc-rich primer, surface car baking paint.
KTE-T7 / T8	2200x1400x800(customizable)	2T / 4T	24x12.00-12 /31x15.5-15	Hydraulic self-unloading.	It can be quickly detached from the double-deck compartment.
KTU-3500 /4000	2700x1500x400 (customizable)	3T / 4T	24x12.00-12 /31x15.5-15	Hydraulic self-unloading.	The floating wheels are divided into groups.


TRACTION MODELING LEVELING MACHINE.



KY16A




KY16B



KX2015

Model	Working width	Matching power	Promotion way	Flat blade	Walking tire
KY16A	1600mm	Tractors above 35 HP	Tractor three-point suspension	High carbon steel thickening blade	/
KY16B	2000mm	Tractors above 40 HP	Tractor three-point suspension	High carbon steel thickening blade	/
KX2015	2450mm	Tractors above 50 HP	Hydraulic cylinder lift	High carbon steel thickening blade	205/70R15

TRACTION MODELING LEVELING MACHINE.



KX2015



Artificial bed leveler



KX200

Model	Working width	Matching power	Promotion way	Flat blade	Lifting method
KX2015	2450mm	Tractors with over 50 horsepower	205/70R15	High carbon steel thickened blade	Hydraulic cylinder lifting
KX200	1100~1900mm	Manual traction	Solid rubber wheels	Adjustable telescopic stainless steel scraper	

TREE BRANCH AND LEAF CRUSHER.



KPT1000/1500/2000



KPW1000 1500/2000

Model	Matching power	Matching power	Crushed wood diameter (CM)	Walking form	feeding method
KPT1000/1500/2000	PTO	40-50hp	10/15/20	Tractor suspension	Hydraulic assistance
KPW1000 /1500/2000	diesel engine	25/60/hp	10/15/20	traction	Hydraulic assistance



LYNKENG TURF

DRUM SAND SCREEN.



KTQ-30



KTQ-50

Model	Power	Rated voltage.	Transmission form	Hopper capacity	Work efficiency	Screen mesh	Optional configuration
KTQ-30	3.5kw three-phase motor	380V	Variable speed gearbox	0.40m³	18-50m³/h	Multistage thickened stainless steel screen	Separate feeding device (feeding machine)
KTQ-50	5kw three-phase motor	380V	Variable speed gearbox	0.58m³	30-70m³/h	Multistage thickened stainless steel screen	Separate feeding device (feeding machine)



LYNCKING TURF

FIELD LAWN MARKING MACHINE.



KFT120



KFT320



Model	Draw line width	Working form	Paint tank capacity	Roller material	Tyre
KFT120	120mm	Hand push	26L	aluminium alloy	12-inch flat tire without inflating.
KFT320	120mm	Hand push	32L	High carbon steel galvanizing treatment.	12-inch flat tire without inflating.



LYNKKING TURF


KNIFE CUTTING MACHINE FAST.



KN2000 Bottom knife.



KM2000 Rolling knife.



Electronic knife adjuster.

Model	Matching power	Driving mode	Air pressure	Rotation rate	Fixed mode
KN2000	High-speed right-angle pneumatic grinder.	Aerodynamics	6.5kg/cm ³	18000r/min	Strong magnetic magnet bottom knife holder
KM2000	High-speed right-angle pneumatic grinder.	Aerodynamics	6.5kg/cm ³	11000r/min	Strong magnetic magnet bottom knife holder

ROLLING KNIFE GRINDER.



KY16A



KY16B




Model	Matching power	Output speed	Height adjustment	Drive output shaft	Overall dimensions (L×W×H)
KM-20	Single phase 350 watt reversing gear motor	126r/min	150-400mm	Detachable quick connector.	700mmx380mmx400mm
KM-10	220V 250W light motor.	130r/min	150-400mm	Detachable quick connector.	420mmx380mmx400mm



LYNKKING TURF

AUTOMATIC TOOL GRINDING MACHINE.



DIAMOND2000A

model	Power Supply	Traveling mechanism	electric machinery	motor	blade	Travel switch	noise	weight
DIAMON D2000A	380V 50HZ	Belt fast acceleration driving mechanism	375W	IHP AC MOTOR 3259PRM	Automatic switching	Solid state non-contact switch	75-90 decibels	560KG




LYNKING TURF

AUTOMATIC TOOL GRINDING MACHINE.



DIAMOND2000B



model	Power Supply	Traveling mechanism	electric machinery	pressure	accuracy	control	Travel switch	weight
DIAMOND2000B	380V 50HZ	Belt mechanism	500W	170psi	0.02mm	PLC	Solid state non-contact switch	360KG



LYNCKING TURF

FIELD LAWN MARKING MACHINE.

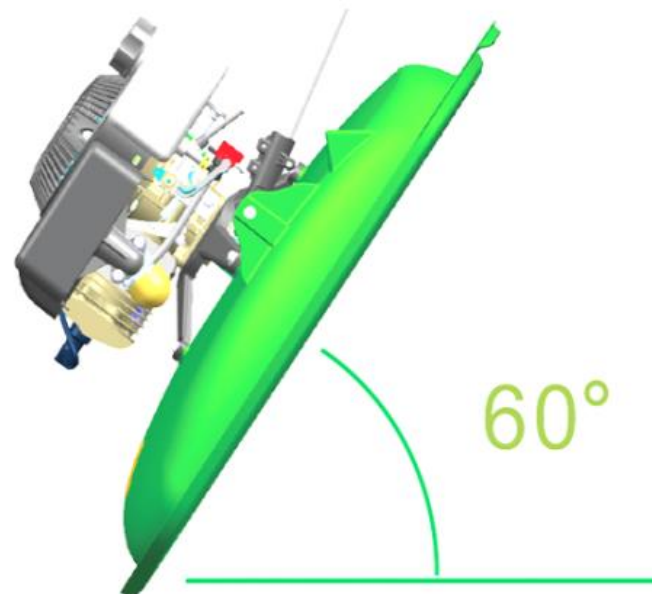


KHS-355



Model	Engine	Drafting method	Cutting width	Draft thickness	Transmission mode	working efficiency	Travel mode	Overall weight
KHS-355	Honda 9HP gasoline engine	Vibration swing arm grass cutting	355mm	55mm	Tensioning clutch belt drive	600-800 m ² /h	self-propelled	81KG

HOVER MOWER SERIES.



Model	Engine	Displacement(c c)	Mix oil ratio	Fuel tank capacity	cutting height(mm)	Cutting width(mm)	Maximum working angle	Weight (kg)
UFO-15	JAYU JN60 two-stroke engine	63.3	25:1	1.5L	15-50	380	45°	13
UFO-17	AYU JN80 two-stroke engine	78.5	25:1	1.2L	20-56	430	45°	15.5
QF150	DOCAR DVO150 Four stroke engine	150	25:1	0.9L	15-50	483	45°	18.2
QF480	JAYU JN120 two-stroke engine	121.5	25:1	1.6L	15-50	483	60°	18.7

LAWN SPECIFIC TRACTOR.



model	Matching power	power	Gear position	Driving form	PTO speed r/min	Number of splines	Front wheel tires	Rear wheel tires
M704	Diesel engine	70HP	Forward 8/ Backward 8	Four wheel drive	540/720	8 (8 to 6)	27*10.5-15	475/65D-20



LYNXKING TURF

LAWN SPECIFIC TRACTOR.



model	Matching power	power	Gear position	Driving form	PTO speed r/min	Number of splines	Track width (mm)	Front wheel tires	Rear wheel tires
LZ504-B	Diesel engine	50HP	Forward 8/ Backward 2	Four wheel drive	540/760	6	1160	31*9.5-16	13-20
LZ504	Diesel engine	50HP	Forward 8/ Backward 2	Four wheel drive	540/760	6	1300	31*9.5-16	13-20



LYNKING TURF

LAWN SPECIFIC TRACTOR.



model	Matching power	power	Gear position	Driving form	PTO speed r/min	Number of splines	Track width (mm)	Front wheel tires
ST604	N844LTDiesel engine	60HP	Forward 24/ Backward24	Four wheel drive	540/760	6/8	27*10.5-15	41*18-20

LAWN SPECIFIC TRACTOR.




model	Matching power	power	Gear position	Driving form	PTO speed r/min	Number of splines	Front wheel tires	Rear wheel tires
M504-B	Diesel engine	50HP	Forward 8/ Backward2	Four wheel drive	540/720	6	31*9.5-16	13-20
M604-B	Diesel engine	60HP	Forward 8/ Backward2	Four wheel drive	540/720	6	31*9.5-16	13-20



LYMXKING TURF

ROAD COLLECTION WELL.



This water collection well product has the advantages of low cost, convenient maintenance and repair, easy cleaning, convenient construction, heat resistance, cold resistance, heavy pressure resistance, and elegant appearance. Compared with traditional brick water collection wells, it can save more than 60% of the cost and has a much longer service life. Currently, it has been used by multiple clubs, and the effect is very obvious. The product material is processed using 45 # hot plate, and later treated with rust and corrosion prevention. Stainless steel material can also be used for processing and production. The size can be customized and processed according to customer requirements.

TOOLS AND CONSUMABLES.



Hexagonal grass picker



Square grass picker



soil sampler



Green opener



**Grinding sand
(green diamond sand)**



**Spray machine foam
agent**



**Grinding wheel for
grinding machines**



**Electronic adjustable
knife ruler**



LYNCKING TURF

VARIOUS ENGINES.



EX13 4.5HP



EX17 6.0HP



EY28 7.5HP



LC212 7.5HP



LC 2V80 27HP



LC 2V90 35HP



R999 36HP



LYNKING TURF


SPRAY MACHINE PARTS.



喷头喷体



喷嘴喷帽




进口喷枪



过滤器



电磁流量计



电磁控制阀



进口隔膜泵



加药桶盖、过滤网



打药机专用高压软管




LYNKING TURF

HYDRAULIC SPARE PARTS.



High quality hydraulic control valve



Hydraulic pump for lawn machinery



Hydraulic motor



High quality hydraulic cylinders



Electric lifting cylinder



Electric lifting cylinder



LYMKING TURF

LAWN MACHINERY SPARE PARTS.



Tire rims

Lawn mechanical gearbox

Lawn equipment transmission shaft



Golf cart tires

Bare tires

Rake sand machine tire

Lawn mower tires

Lawn mower tires

Tractor lawn tires



LYMXKING TURF

LAWN MACHINERY SPARE PARTS.



Lawn machinery dedicated belt




Special conveyor belt for sand spreading machine



Various cleaning machine brushes



Sanding machine cleaning machine rolling brush



Ball washing machine




LYMKING TURF

剪草机刀具配件 LAWN CUTTER PARTS.



剪草机滚筒




国产与进口剪草机滚刀(托罗、迪尔、杰克逊、石川岛、巴洛耐斯等)



梳草刀片切根刀片

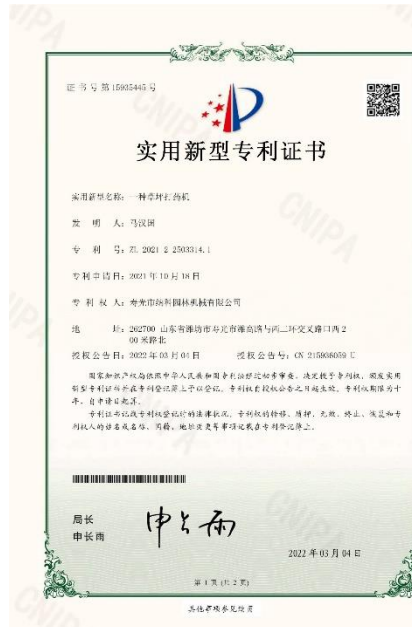
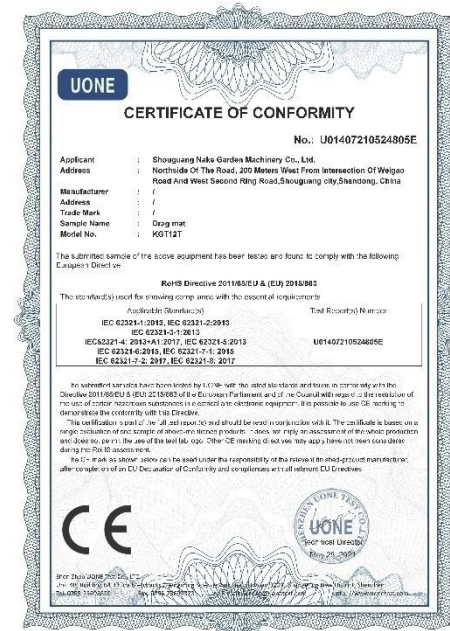


旋刀刀片



剪草机底刀

Our patents and certifications



Our factory



Address: Jinbao Science and Technology Park, Economic Development Zone, Qingzhou City, Shandong Province, China.



寿光市纳科园林机械有限公司

SHOUGUANG NAKI GARDEN MACHINERY CO., LTD

北京嘉达利普高尔夫机械设备有限公司

BEIJING KARTALIEP GOLF EQUIPMENT CO.LTD

寿光麦圣草坪养护管理有限公司

SHOUGUANG MAISHENG LAWN MAINTENANCE MANAGEMENT CO., LTD.

青州市圣青合园林机械厂

QINGZHOU SHENGQINGHE GARDEN MACHINERY FACTORY.

HTTP://WWW.SDNAKI.COM



nakigolf1@gmail.com



Naki Turf Tech



13466625031



+85362193261



13370157838



mhgolfcar@163.com